

Firematic **PATROL**



THE PATROL





The Firematic Patrol is one of the most versatile vehicles in our line. From urban calls that include medical emergencies and dumpster fires, to rural areas with field and side of the road brush fires, this truck handles it all quickly and easily. With a chassis and setup that anyone can easily be trained on and drive, the compartments still have plenty of space for all the essentials. The Patrol saves your department time, manpower and money.

888-434-7362



Firematic
MANUFACTURING

BRAT.FIREMATIC.COM

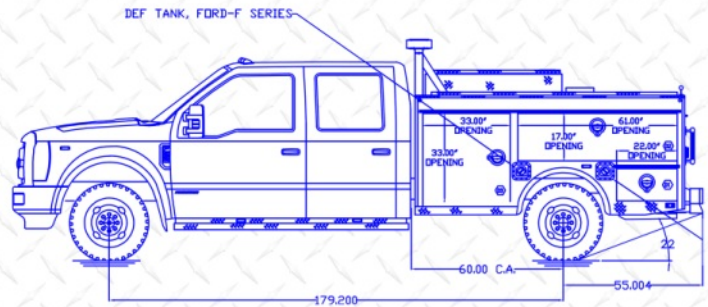


TYPICAL SPECIFICATIONS:

Applications	Urban, rural and fast attack
Available Chassis	Ford F-350/450 and 550, Dodge 3500/4500 and 5500
GVW	Up to 19,500 lbs
Seating Capacity	Up to 5
Height Range	Up to 8'
Width Range	94" to 96"
Engine	6.7L 300 HP Diesel Engine, V8 Gas Engine, or V10 Gas Engine
Wheels/Tires	Factory Dual wheels/tires
Flat Bed	Aluminum compartment body and swing out doors
Side Steps	Commercial Steps
Tank	250 gallons Pro Poly Water Tank
Pump	Darley Gas Pump
Reel	1 Hannay Aluminum Booster Reel with 150' of 1" hose
Rear Step & Hitch	Heavy Duty Construction Class 4 Weight Rating Steel Hitch
Hose Load	Up to 300' of 1.5" Discharge Hose
Lighting Package	Whelen LED Lighting Package

OPTIONS:

Wheels/Tires	Firematic Super Single wheels and Founders MT Tires
Front brush guard	Warn Trans4mer
Deck Gun	Elkhart/Akron/TFT
Foam System	Around the pump or injected
Telescoping Lights	Fire Research or Whelen
Winch	Warn 9.5 – 16,500lbs electric winch



Contract Holder
Contract GS30F0028U



10 Ramsay Road, East Yaphank, NY 11967

For more information, contact David Horton at:
888-434-7362 ♦ DHORTON@FIREMATIC.COM

WWW.FIREMATIC.COM